



W fdesign

Studio

SAND COLLECTION 2025

ABOUT US

Since 2011, Wall & Floor has been delivering tailored woodwork solutions for residential, commercial, and medium to large-scale projects.

We specialize in cladding, flooring and wood work, Our craftsmanship along with our innovative designs elevate every space we touch.

1000+ PRODUCTS

premium woodwork, tailored to clients' needs, with exceptional craftsmanship

500+ RESIDENTIAL UNITS


bespoke woodwork solutions, enhancing spaces with quality and personalized design.

150+ COMMERTIAL UNITS

customized woodwork solutions , blending durability, style, and functionality.

80+ LANDSCAPE

woodwork for landscapes, connecting spaces to nature and creating cozy, inviting outdoor environments.



OUR VISION

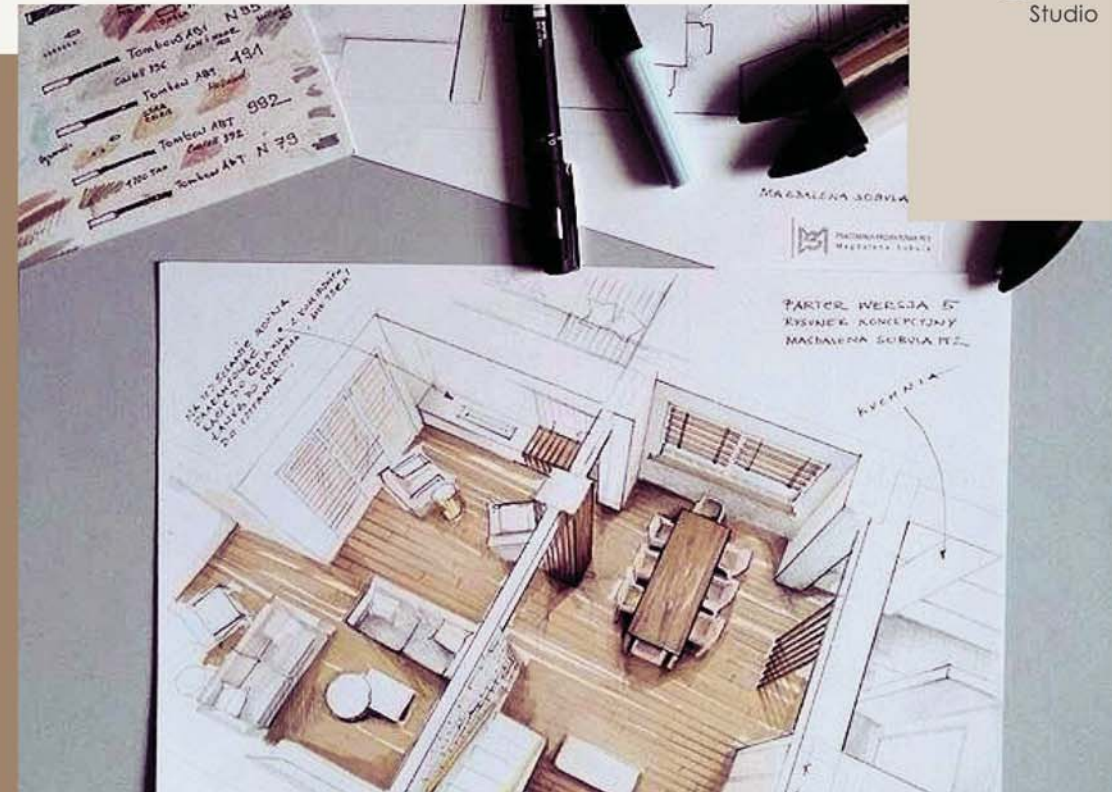
To build a unique local brand with global excellence, seamlessly blending local craftsmanship, innovation, and sustainability to deliver high-quality, eco-friendly products.

El-Astar



WHAT WE STAND FOR

Our **Mission** is to create competitive, high-quality woodwork products using upcycled materials and sustainable practices



INTEGRITY

We uphold the highest standards of integrity in all our actions.

INNOVATION

We embrace change and continuously seek innovative solutions.

COLLABORATION

We believe in the power of collaboration to achieve success.

SUSTAINABILITY

We are committed to sustainable practices that benefit society.

An architectural sketch of a garden scene. In the foreground, a wooden pergola with a slatted roof and a railing stands on a paved area. To its left is a wooden deck. The background features a variety of trees, including a prominent palm tree on the left, and a fence. The entire scene is rendered in a sketchy, artistic style with some color washes.


OUR PRODUCTS

Manufactured by US

Wfdesign
Studio



Wooden Bench



Designed with a sleek backless structure , this wooden stool combines natural elegance with modern flexibility . The added elastic strap enhances comfort , making it a stylish and functional seating option

Dimensions

L 60 cm W 40 cm H 45 cm

Materials :

Teak Wood
Elastic Strap

Sand Stool



Crafted from **premium wood** with intricately woven **rattan**, this chair blends natural elegance with **durability**. Designed for both **style** and **comfort**, it's the **perfect choice** for **indoor** and **outdoor** relaxation.

Materials :

Teak Wood ,
Rattan

Dimensions

W 60 x D 35 x H 45 cm



Rustic Weave Stool



Designed for both **style and comfort**, the **Rustic Weave Stool** blends natural craftsmanship with modern **durability**. Its **handwoven** seat offers a **unique touch** of elegance, while the sturdy wooden frame ensures lasting **support and stability**.

Materials :

Teak Wood ,
handwoven natural fiber seat

Dimensions

W 50 x D 37 x H 38 cm

Wfdesign

Studio



Rope Lounge Set



Designed for both **comfort** and **durability**, this **teak lounge chair and stool set** combines **natural elegance** with timeless craftsmanship. Crafted from **premium teak wood** and **handwoven fibers**, it offers a sturdy yet **stylish seating experience**, **perfect** for any **space**.

Materials :

Teak Wood
Rattan

Dimensions

W 78.5 x D 65.5 x H 70 cm



Bungalow Dining Chair



Padded chair with structure in solid teak wood turned, assembled and sanded completely by hand. An original detail are the strips of outdoor fabric running both under the seat, on the backrest and on the armrests.



Dimensions

W 56 x D 64.5 x H 45.5/80 cm

Materials :

Wood (with natural variations like grain and knots)
Iron (with handcrafted finishes like lacquer)
Leather Fabric

Bungalow Set



A padded armchair crafted from solid teak wood, entirely hand-turned, assembled, and sanded, featuring outdoor fabric strips on the seat, backrest, and armrests. A side table made of solid teak wood with a recessed marble top, meticulously handcrafted for a refined finish.

Dimensions

Table : W 85 x D 82 x H 45 cm

Arm chair : W 95 x D 83 x H 40/77 cm

Materials :

Wood (with natural variations like grain and knots)
Iron (with handcrafted finishes like lacquer)
Leather Fabric

Wfdesign
Studio

JAVA Set



Dimensions

W 58.4 x D 81.3 x H 81.3 cm

Seat height: 49.5 cm

Arm height: 58.4 cm

Seat depth: 68.6 cm



Designed for modern outdoor spaces, the Java Lounge Chair features a **solid teak frame**, **rope** backing, and **weather-resistant fabric**, offering both **durability** and a **natural, calming aesthetic**.

Materials :

The chair features a **hardwood teak** frame, known for its durability and weather resistance, naturally aging to a **silvery-grey** over time. It includes **woven rope**, which is soft yet tear, UV, and weather-resistant. The **Sunbrella fabric (98% solution-dyed acrylic)** is durable, stain-resistant, and designed for **outdoor use**.



Flexi Shezlong



Designed for ultimate **comfort**, the **Flexi Shezlong** features a sturdy **black steel** frame, a premium **wooden** side table, and an adjustable headrest—perfect for sunbathing and **outdoor** lounging.

Materials :

Teak Wood
Black Steel

Dimensions

W 150 x D 150 x H 74 cm



Flexi Sun Bed



Dimensions

W 77 x D 202 x H 30 cm



Designed for ultimate **comfort**, the **Flexi Sunbed** features , This wooden sunbed combines Natural elegance with modern Flexibility . The Added elastic strap enhances comfort and flexibility

Materials :

Teak Wood ,
Elastic Strap



Alfresco Dining Set



Crafted from premium **Wood** with sturdy **Black Steel** supports, This set is designed for both **Style & Resilience**, Perfect Choice for **Outdoor Gathering**

Materials :

Teak Wood ,
Black Steel Dia 25mm



Dimensions

Table : W 150 x D 150 x H 74 cm
Armchair : W 60 x D 55 x H 80 cm



Outdoor Dining Set



Dimensions

Table : W 194.5 x D 78 x H 72 cm

Bench : W 170 x D 30.5 x H 44 cm



Crafted from **teak**, this **bench** offers a timeless **natural** appeal, enhanced by an **optional cushion** in **Heritage Papyrus** for added **comfort** and **elegance**. The **durable teak** material ensures **longevity**, while the **high-quality fabric** provides a soft and inviting **seating** experience.

Materials :

Teak wood with optional cushion in Heritage Papyrus .
Stainless steel fittings. Suitable for outdoor use.



Dimensions

W 50 x D 37 x H 38 cm

Teak Coffee Table



Designed for both **style and comfort**, the **Rustic Weave Stool** blends natural craftsmanship with modern **durability**. Its **handwoven** seat offers a **unique touch** of elegance, while the sturdy wooden frame ensures lasting **support** and **stability**.

Materials :

Teak Wood



Solid Table



Dimensions

W 50 x D 37 x H 38 cm



Table with a solid wood top with glued slats, characterized by its exposed legs, intersecting with the top, made from tree trunk sections, and rotated to a 45° angle.

Materials :

Teak Wood



Round Table



Dimensions

L (Dia = 70) W (Dia = 70) H 45 cm

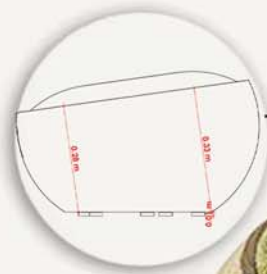


Designed for outdoor elegance, this round teak coffee table combines **durability and style**. Crafted from **premium, weather-resistant teak wood**, it features a slatted tabletop for natural drainage and a sturdy base for **stability**. Its timeless design makes it a **versatile and functional** addition to any outdoor space, ensuring **long-lasting beauty** in all weather conditions.

Material

Teak Wood

Ball Stool



Designed for **style & stability**, The **Ball Stool** is crafted from **high-quality** teak wood, Offering a sleek and durable **seating** solution for any space

Dimensions

L (Dia = 0.65) W (Dia = 0.65) H 0.36 cm

Materials :

Teak Wood
Fabric



Maشbak



Dimensions Variation

L 140 W 0.39 H 0.40 cm
L 190 W 0.45 H 0.43 cm
L 240 W 0.45 H 0.43 cm



Designed with a **unique clothespin**-inspired shape, This **wooden** piece offers versatile **functionality** - Use it as a **stool**, a **side table**, or a statement **decor piece** for any space

Materials :

Teak Wood
Steel



Dimensions

W 70 x D 96 x H 100 cm

W 48 x D 66 x H 69 cm

POT



Designed with a bold, faceted design, the Pot is a statement piece crafted from durable, weather-resistant polyethylene resin. Its versatile functionality allows it to be used as a planter, seat, side table, or decorative accent, making it a stylish and sustainable choice for outdoor spaces.

- Modern, geometric design inspired by faceted diamonds
- Durable polyethylene construction with double-wall molding
- 100% recyclable and eco-friendly
- Weather-resistant, suitable for both indoor and outdoor use
- Available in various finishes and sizes

W fdesign
Studio

Cracked Lamp



Designed for both indoor and outdoor ambiance, the **Cracked Log Lamp** combines *natural aesthetics* with **functional lighting**. Crafted from **reclaimed timber**, its **unique cracks** gently **diffuse light**, creating a warm and inviting atmosphere. Featuring an Edison Screw fitting and an inline switch, this **durable and stylish** lamp is a **perfect statement piece** for any space.

Dimensions

Approximately 25 cm × 20 cm (sizes vary due to natural materials).

Material

The Cracked Log Lamp is made from reclaimed timber, its natural cracks and textures to create a warm, ambient glow.

Pergola Outdoor Living



Designed for an elegant outdoor dining experience, this pergola combines style and functionality. With its sturdy structure and open-air design, it provides the perfect balance of shade and ambiance for garden gatherings and alfresco meals.

Dimensions

W 690 x L 753 x H 337 cm

Materials :

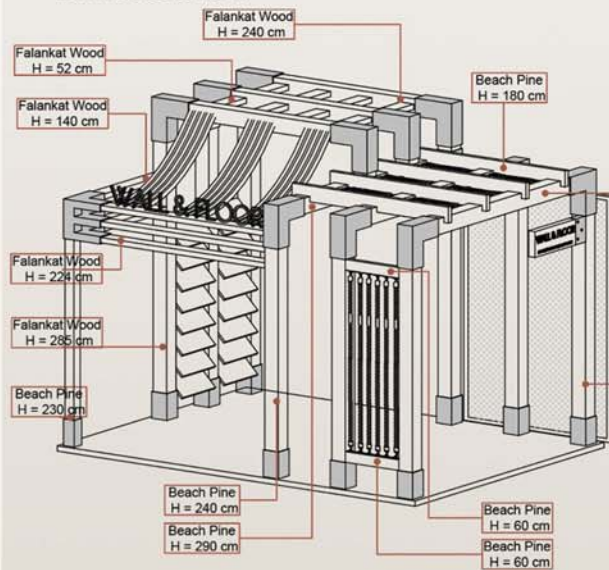
Teak Wood
Concrete
Fabric



RusticEdge Pergola



Dimensions :



Crafted from **high-Quality timber**, This Pergola provides a **perfect blend of Style & Functionality**. It is combining the **Natural Beauty of Wood**, The **Sleek Strength of Metal** and The **Rustic Charm of Ropes**.

Materials :

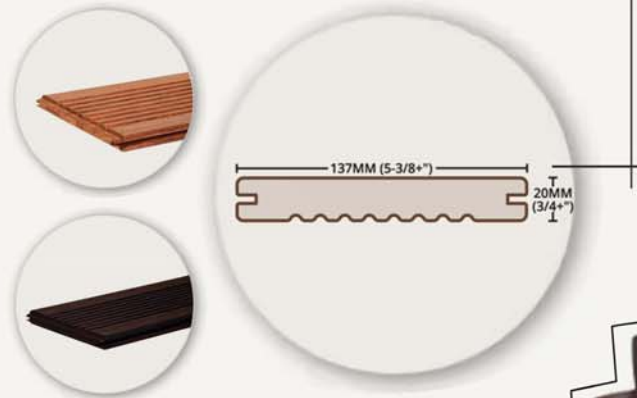
Teak Wood
Black Steel For Connors
Ropes



Bambo Decking



Reversible Faces :



Bambo Decking

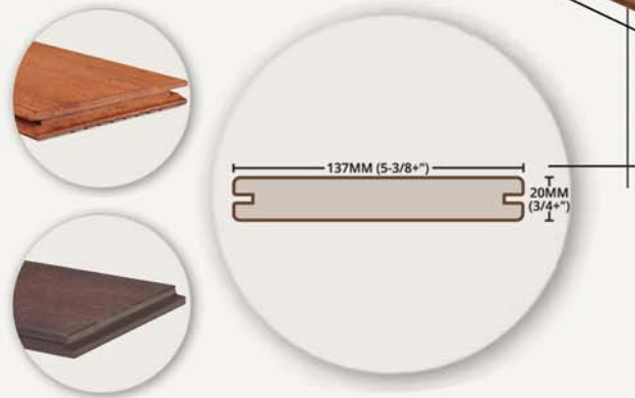
Crafted from **high-quality bamboo**, this **decking** offers the perfect fusion of **durability** and **elegance**. It combines the **natural warmth of bamboo**, the modern **resilience** of advanced coatings, and the timeless charm of organic textures, creating a stunning and **sustainable outdoor experience**.



Bambo Decking



Smooth Faces :



Bambo Decking


Crafted from **high-quality bamboo**, this **decking** offers the perfect fusion of **durability** and **elegance**. It combines the **natural warmth of bamboo**, the modern **resilience** of advanced coatings, and the timeless charm of organic textures, creating a stunning and **sustainable outdoor experience**.



Thermo-Heated Wood

Bamboo Cladding

Smooth Faces :



Outdoor Cladding

Crafted from **premium wood**, this outdoor **cladding** offers the perfect **balance of durability and natural beauty**. Designed to withstand the elements, it enhances façades with the warmth of real wood, the **strength** of advanced treatments, and a timeless **aesthetic** that elevates any **outdoorspace**.

The **Thermowood** process involves gradually increasing the temperature inside a thermal modification chamber to 212°C, lasting up to 110 hours. This process enhances the **dimensional stability of the wood** by reducing its moisture content, minimizing warping, swelling, and shrinking. Once complete, the wood retains a moisture percentage of 4-7%, ensuring exceptional **stability and durability**.



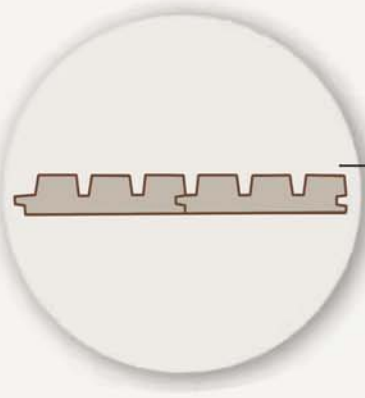
<http://earthoutdoor.me>



Thermo-Heated Wood

LUNA Cladding

Faces :



Outdoor Cladding

Crafted from **premium wood**, this outdoor **cladding** offers the perfect **balance** of **durability** and **natural beauty**. **Designed** to withstand the elements, it enhances façades with the warmth of real wood, the **strength** of advanced treatments, and a timeless **aesthetic** that elevates any **outdoorspace**.

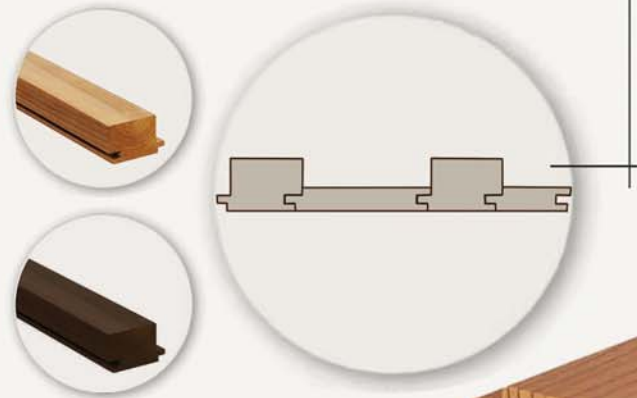
The **Thermowood** process involves gradually increasing the temperature inside a thermal modification chamber to 212°C, lasting up to 110 hours. This process enhances the **dimensional stability of the wood** by reducing its moisture content, minimizing warping, swelling, and shrinking. Once complete, the wood retains a moisture percentage of 4–7%, ensuring exceptional **stability and durability**.



Thermo-Heated Wood

LUNA Cladding

Faces :



Outdoor Cladding

Crafted from **premium wood**, this outdoor **cladding** offers the perfect **balance** of **durability** and **natural beauty**. **Designed** to withstand the elements, it enhances façades with the warmth of real wood, the **strength** of advanced treatments, and a timeless **aesthetic** that elevates any **outdoorspace**.

The **Thermowood** process involves gradually increasing the temperature inside a thermal modification chamber to 212°C, lasting up to 110 hours. This process enhances the **dimensional stability of the wood** by reducing its moisture content, minimizing warping, swelling, and shrinking. Once complete, the wood retains a moisture percentage of 4-7%, ensuring exceptional **stability and durability**.



FURNITURE



Counters



Sun Beds



Seatings



Tables



LIGHTING

Teap



POTS



OUR *Collections*

CONTACT US



Phone : 01112453490
+966 50 957 1545



Website : <https://www.wallandfloordesign.com>



Email : info@wallandfloordesign.com



Instagram : [wallndfloor](https://www.instagram.com/wallndfloor)



LET'S DO BUSSINESS TOGETHER



W A L L & F L O O R